



crop estimates committee oesskattingskomitee

From/Van: Baldwin Netshifhephe

Tel: 012 319 8043 • Fax/Faks: 012 319 8031/5 • E-mail/E-pos: BaldwinN@daff.gov.za

Web page/Webblad: www.daff.gov.za/statistics and economic reports or

www.sagis.org.za/CEC: Crop Estimates

EMBARGO: 15:30



agriculture, forestry & fisheries

Department:

Agriculture, Forestry and Fisheries

REPUBLIC OF SOUTH AFRICA

27 November 2018

The area estimate and fourth production forecast for winter cereals for the 2018 is hereby released. /
Hiermee word die oppervlakteskatting en vierde produksieskatting vir wintergewasse vir 2018 vrygestel.

WINTER CEREALS – AREA PLANTED ESTIMATE AND FOURTH PRODUCTION FORECAST: 2018

WINTERGEWASSE – OPPERVLAKTE- EN VIERDE PRODUKSIESKATTING: 2018

CROP/GEWAS	Area planted/ Opp beplant 2018 Ha (A)	4 th forecast/ 4 ^{de} skatting 2018 Tons (B)	3 rd forecast/ 3 ^{de} skatting 2018 Tons (C)	Area planted/ Opp beplant 2017 Ha (D)	Final crop/ Finale oes 2017 Tons (E)	Change/ Verandering % (B) ÷ (C)
Commercial/Kommersieel:						
Wheat/Koring	503 350	1 862 400	1 862 400	491 600	1 535 000	-
Malting barley/Moutgars	119 000	401 840	396 340	91 380	307 000	+1,39
Canola/Kanola	77 000	115 500	115 500	84 000	93 500	-
Total/Totaal	699 350	2 379 740	2 374 240	666 980	1 935 500	+0,23

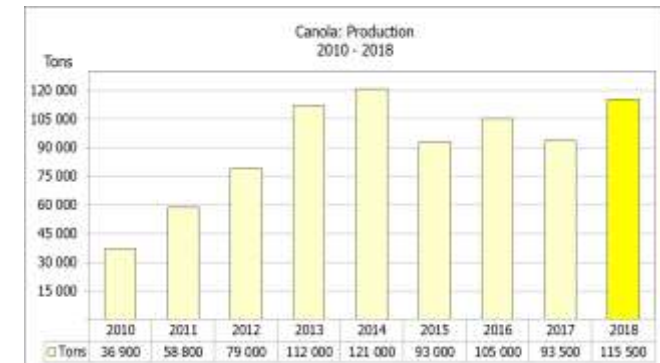
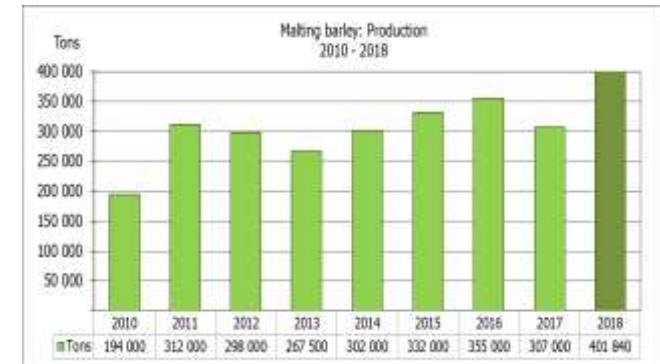
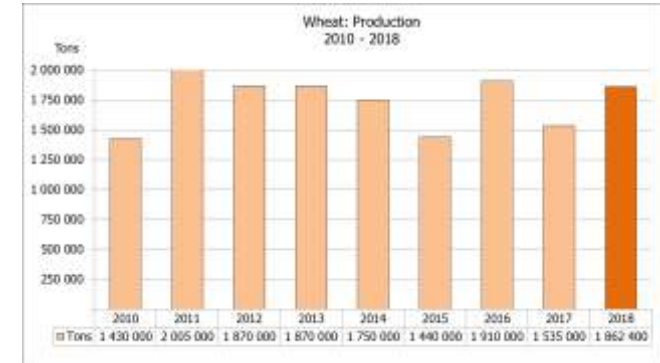
* Note: Estimate is for calendar year, e.g. production season 2018 = 2018

* Nota: Skatting is vir kalenderjaar, bv. produksie-seisoen 2018 = 2018

WHEAT – AREA PLANTED ESTIMATE AND FOURTH PRODUCTION FORECAST: 2018

KORING – OPPERVLAKTE- EN VIERDE PRODUKSIESKATTING: 2018

Province/ Provinsie	Area planted/ Opp beplant 2018 Ha	4 th forecast/ 4 ^{de} skatting 2018 Tons	Area planted/ Opp beplant 2017 Ha	Final crop/ Finale oes 2017 Tons
Western Cape/Wes-Kaap	318 000	906 300	326 000	586 800
Northern Cape/Noord-Kaap	38 000	294 500	38 000	311 650
Free State/Vrystaat	100 000	365 000	80 000	336 000
Eastern Cape/Oos-Kaap	1 650	10 725	1 900	9 500
KwaZulu-Natal	7 000	43 400	7 500	45 750
Mpumalanga	3 500	21 875	4 000	25 400
Limpopo	20 000	126 000	20 000	132 000
Gauteng	1 200	7 800	700	4 200
North West/Noordwes	14 000	86 800	13 500	83 700
Total/Totaal	503 350	1 862 400	491 600	1 535 000



**AREA ESTIMATE AND FOURTH PRODUCTION FORECAST OF WINTER CROPS (2018) /
OPPERVLAKTESKATTING EN VIERDE PRODUKSIESKATTING VAN WINTERGEWASSE (2018)**

27 NOVEMBER 2018

Winter cereal crops - 2018 production season

Wheat: The expected commercial production of wheat is 1,862 mill. tons, which is the same than the previous forecast, with an expected yield of 3,70 t/ha.

The expected production in the Western Cape is 906 300 tons (49%), in the Free State 365 000 tons (20%) and in the Northern Cape 294 500 tons (16%).

The area estimate for wheat is 503 350 ha. An estimated 318 000 ha or 63% is planted in the Western Cape, 100 000 ha or 20% in the Free State and 38 000 ha or 8% in the Northern Cape.

Other crops: The production forecast for **malting barley** is 401 840 tons, which is 1,39% or 5 500 tons more than the previous forecast of 396 340 tons. The area planted is estimated at 119 000 ha, while the expected yield is 3,38 t/ha.

The expected **canola crop** also remained unchanged at 115 500 tons. The area estimate for canola is 77 000 ha and the expected yield is 1,50 t/ha.

Please note that the fifth production forecast for winter cereals for 2018 will be released on 20 December 2018.

Wintergewasse - 2018 produksie-seisoen

Koring: Die verwagte kommersiële produksie vir koring is 1,862 milj. ton, wat dieselfde is as die vorige skatting, met 'n verwagte opbrengs van 3,70 t/ha.

Die verwagte produksie in die Wes-Kaap is 906 300 ton (49%), in die Vrystaat 365 000 ton (20%) en in die Noord-Kaap 294 500 ton (16%).

Die oppervlakteskatting vir koring is 503 350 ha. Die beraamde oppervlakte geplant in die Wes-Kaap is 318 000 ha of 63%, die Vrystaat is 100 000 ha of 20% en 38 000 ha of 8% is in die Noord-Kaap.

Ander gewasse: Die produksieskatting vir **moutgars** is 401 840 ton, wat 1,39% of 5 500 ton meer is as die vorige skatting van 396 340 ton. Die oppervlakte beplant word beraam op 119 000 ha, terwyl die verwagte opbrengs 3,38 t/ha behoop.

Die verwagte **kanola-oes** is ook onveranderd gelaat op 115 500 ton. Die oppervlakteskatting vir kanola is 77 000 ha en die verwagte opbrengs is 1,50 t/ha.

Neem asseblief kennis dat die vyfde produksieskatting vir wintergewasse vir 2018 op 20 Desember 2018 vrygestel sal word.

Information is available on the internet at <http://www.daff.gov.za/statistics> and [economic reports](http://www.daff.gov.za/economic-reports) or <http://www.sagis.org.za>, as from **15:30 on the date of the relevant meeting of the Crop Estimates Committee.**

Inligting is beskikbaar op die internet by <http://www.daff.gov.za/statistics> and [economic reports](http://www.daff.gov.za/economic-reports) of by <http://www.sagis.org.za>, vanaf **15:30 op die dag van die toepaslike vergadering van die Oesskatting Komitee.**

CONFIDENTIALITY ISSUES that CEC members are committed to adhere to on the day of the meeting

- Personal items such as laptops, handbags, cell phones, etc. are not allowed in the venue during the meeting
- No member is allowed to leave the meeting before 12:00 in order to prevent disclosure of the information
- The embargo time for the release of crop estimates information is 15:30
- No member is allowed to discuss crop estimates information with anyone other than a member of the Committee before the embargo time
- Only the Chairperson, or a member appointed by the Chairperson, may release the figures to the media
- Members must regard the detail of any information that was collected for and/or discussed during the meeting, as confidential